

LOC	DIST	REVISIONS					
		P	LTR	DESCRIPTION	DATE	DWN	APPR
GP	00	05		ADDED -3 AND NOTE 6	19JAN2006	LS	GG
		A		REV PER ECO-06-005380	14MAR2006	BC	GG

- 1 HOUSING: LCP. UL94V0. COLOR: BLACK.
CONTACT: PHOSPHOR BRONZE.
POST: BRASS WIRE
- 2 CONTACT: 0.76µm MIN GOLD IN PAD CONTACT AREA
1.27µm MIN TIN-LEAD ON PCB TAIL
OVER 1.27µm MIN NICKEL OVER ALL.
POST 1.27µm MIN NICKEL PLATED.
- 3 MANUFACTURING TOLERANCE FOR $\varnothing 0.46 \pm 0.05$
DIAMETER FINISHED HOLE WITH Sn /PB PLATING:
DRILLED HOLE = $\varnothing 0.55 \pm 0.02$
COPPER PLATING = 0.025-0.050
Sn /PB PLATING = 0.0038-0.0124
OR
MANUFACTURING TOLERANCE FOR $\varnothing 0.475 \pm 0.05$
DIAMETER FINISHED HOLE WITHOUT Sn /PB PLATING:
DRILLED HOLE = $\varnothing 0.55 \pm 0.02$
COPPER PLATING = 0.025-0.050
- 4 SEE TABLE 1 FOR INTERCONNECTIONS TO BACKPLANE CONNECTOR.
- 5 CONTACT: 0.76µm MIN GOLD IN PAD CONTACT AREA
1.27µm MIN TIN ON PCB TAIL
OVER 1.27µm MIN NICKEL OVER ALL.
POST 1.27µm MIN NICKEL PLATED.
- 6 CONTACT: 1.27µm MIN GOLD IN PAD CONTACT AREA
1.27µm MIN TIN-LEAD ON PCB TAIL
OVER 1.27µm MIN NICKEL OVER ALL.
POST 1.27µm MIN NICKEL PLATED.

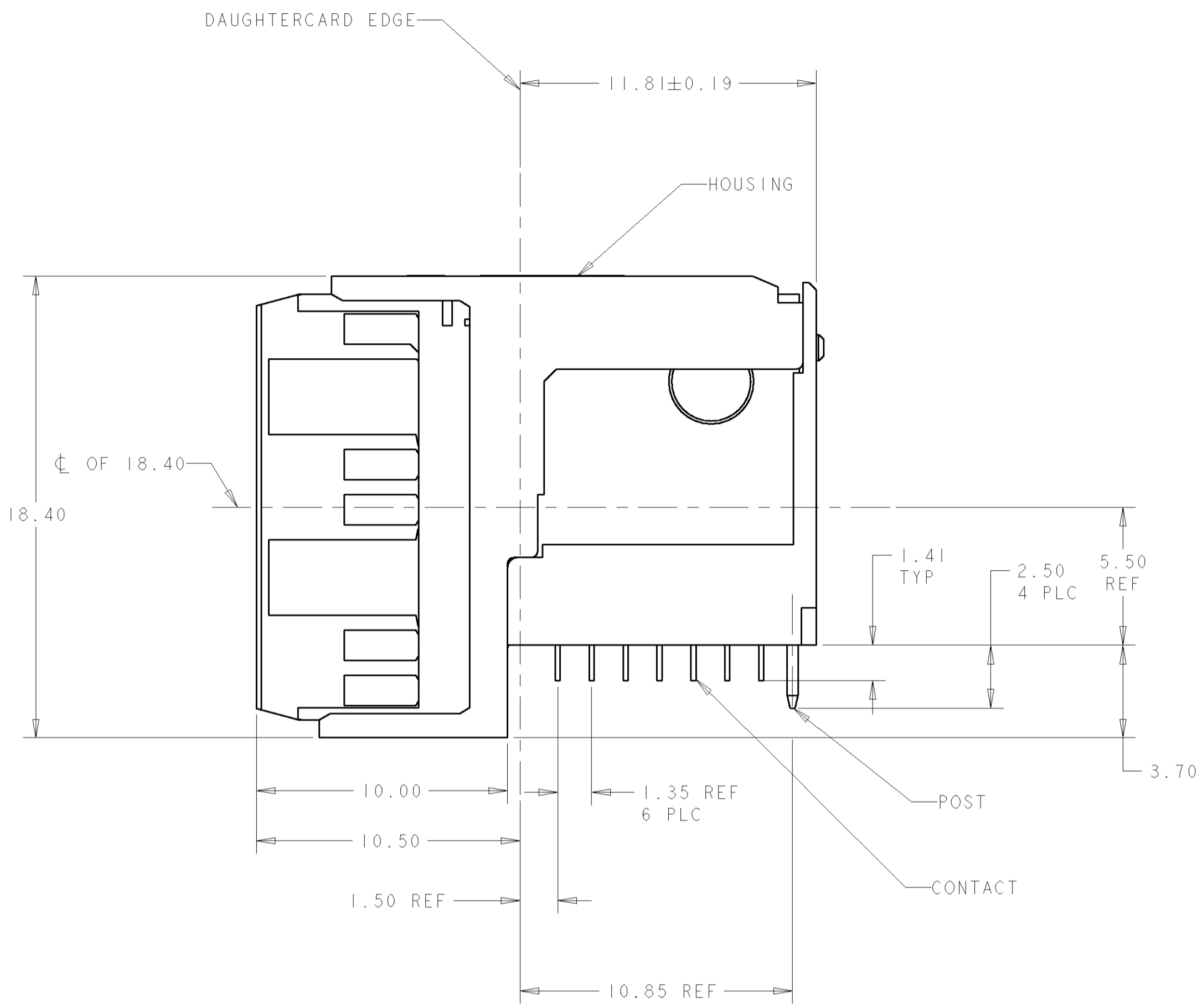
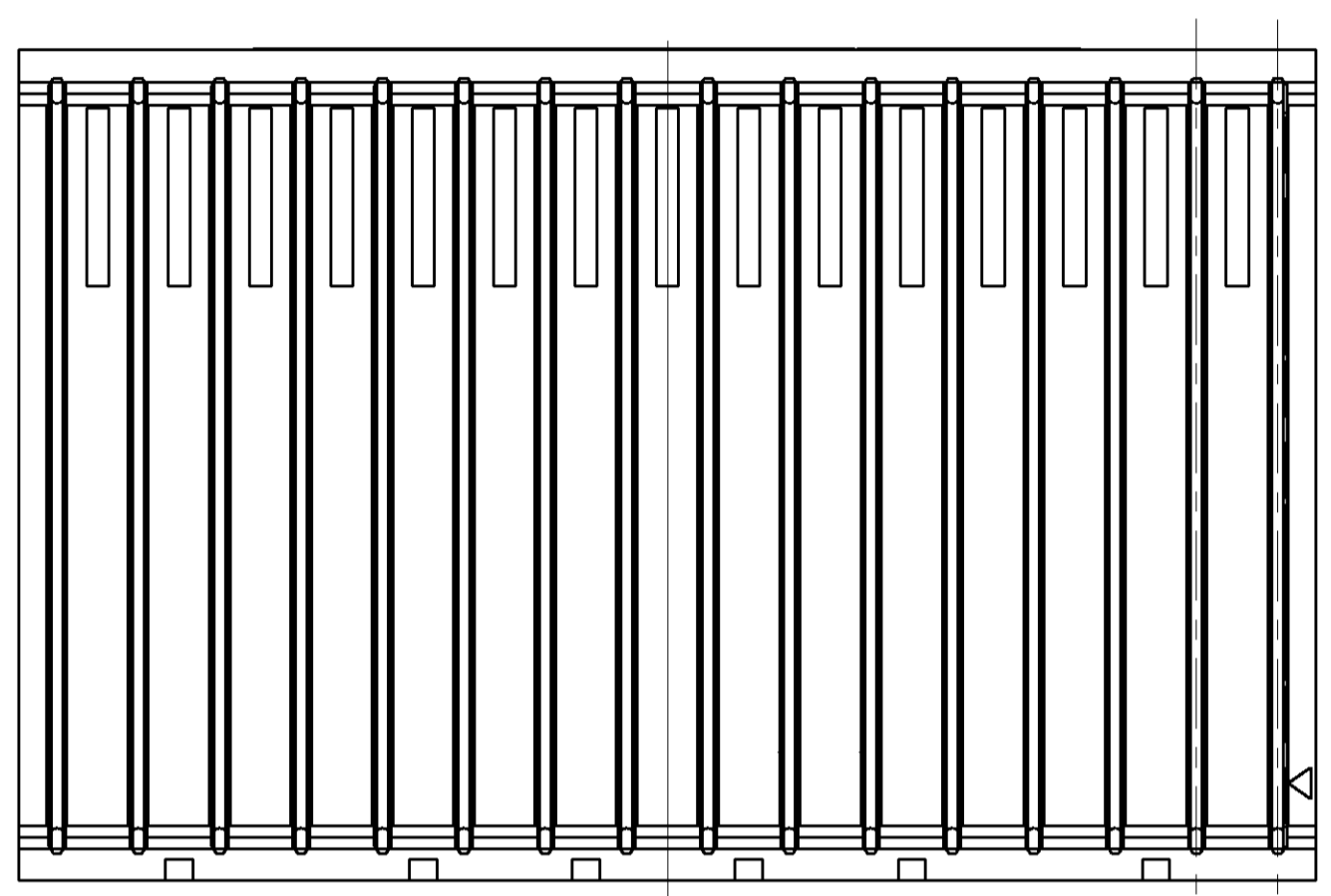
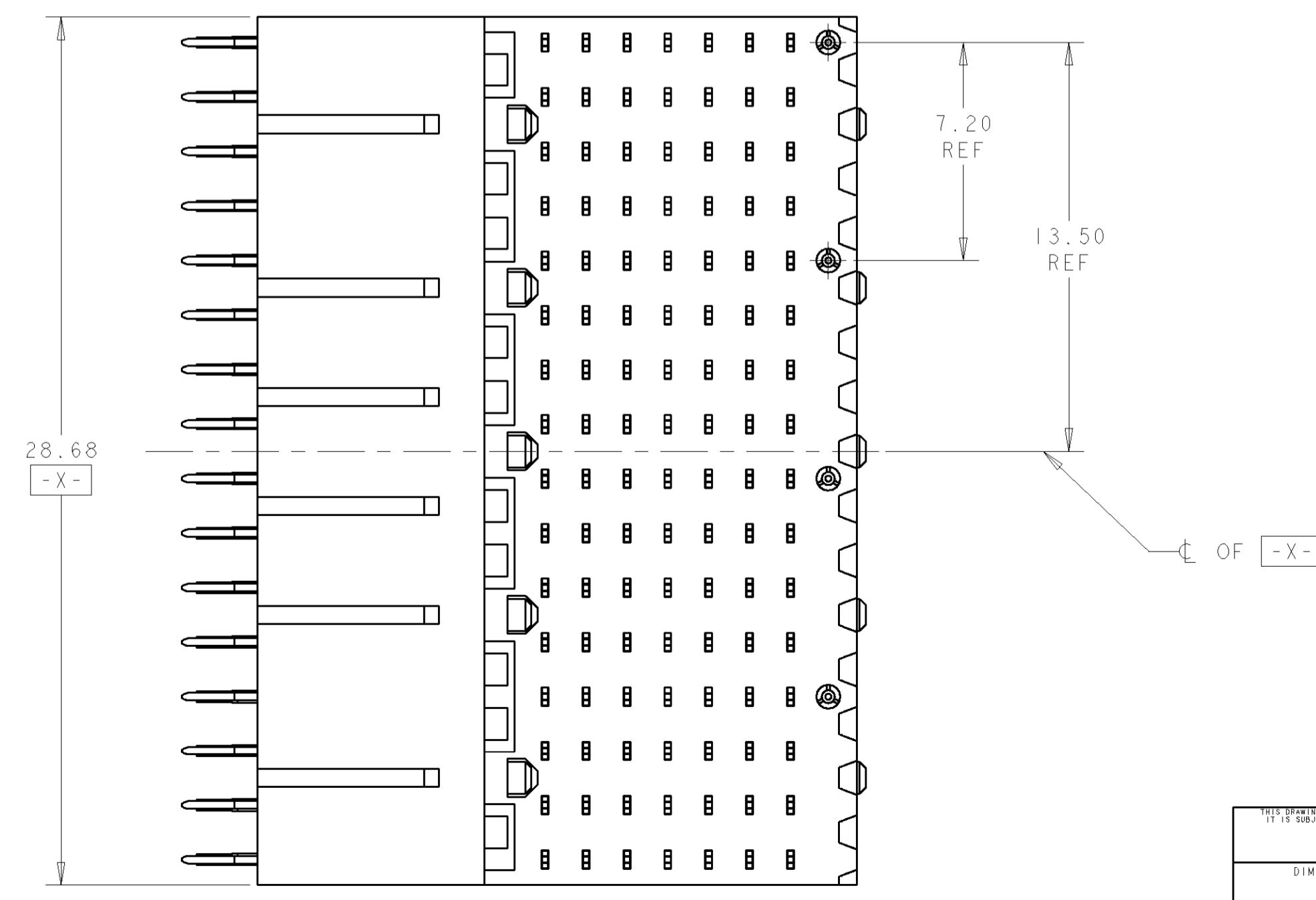
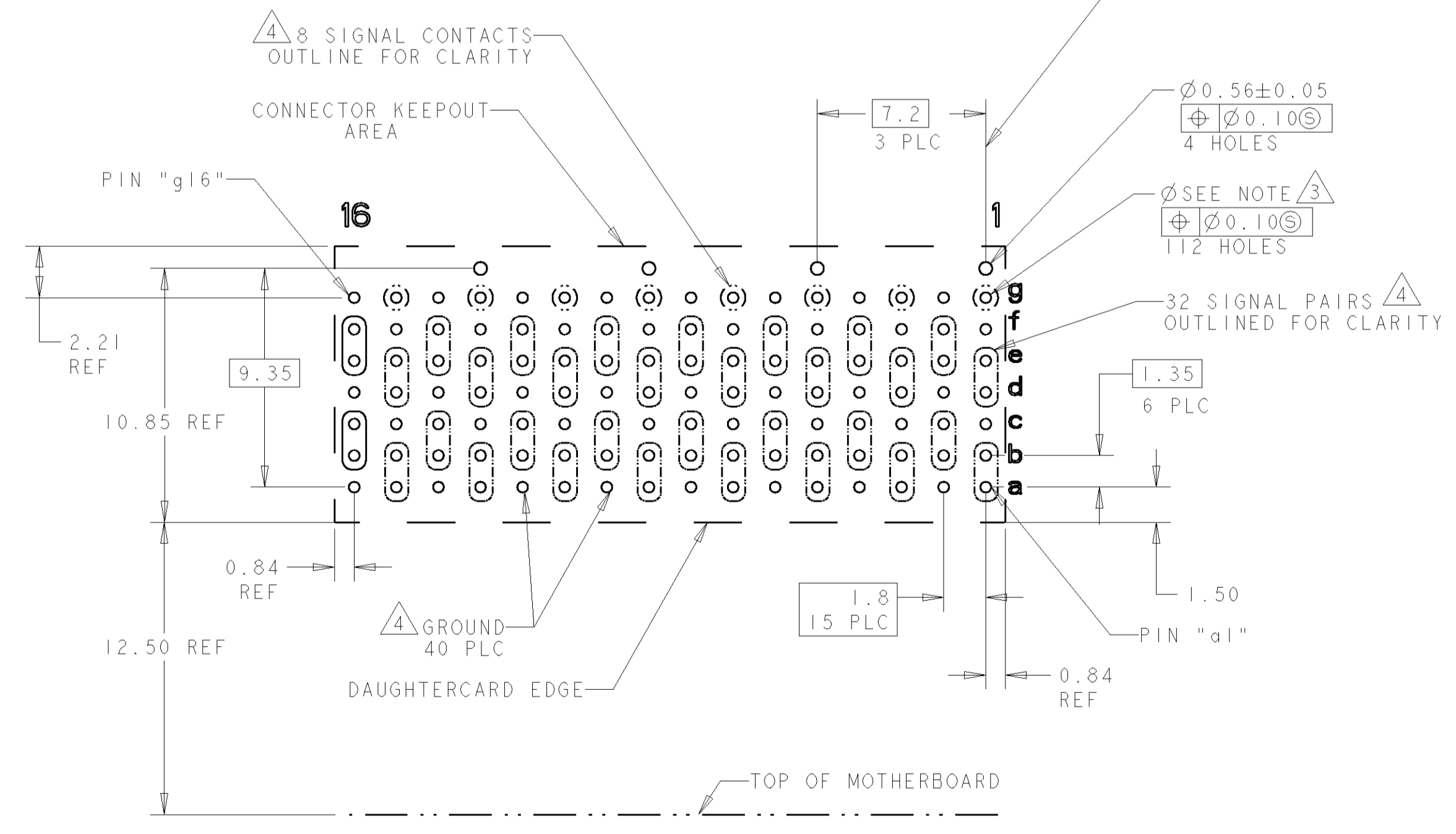


TABLE 1
INTERCONNECTIONS WITH BACKPLANE CONNECTOR 1410140

TYPICAL INTERCONNECTIONS FOR EACH EVEN-NUMBERED COLUMN (WAFER): 2, 4, 6, 8, 10, 12, 14, 16		
CONTACT USAGE	DAUGHTERCARD CONNECTOR PIN	BACKPLANE CONNECTOR PIN
SIGNAL PAIR	bx	cx
SIGNAL PAIR	cx	dx
SIGNAL PAIR	ex	gx
SIGNAL PAIR	fx	hx
GROUND	ax, dx, gx, (ALL COMMONED)	ax, bx, ex, fx, ix

TYPICAL INTERCONNECTIONS FOR EACH ODD-NUMBERED COLUMN (WAFER): 1, 3, 5, 7, 9, 11, 13, 15		
CONTACT USAGE	DAUGHTERCARD CONNECTOR PIN	BACKPLANE CONNECTOR PIN
SIGNAL PAIR	ax	ax
SIGNAL PAIR	bx	bx
SIGNAL PAIR	dx	ex
SIGNAL PAIR	ex	fx
SIGNAL PAIR	gx	ix
GROUND	cx, fx (ALL COMMONED)	cx, dx, gx, hx

NOTE: "x" DESIGNATES THE COLUMN NUMBER



PC BOARD LAYOUT (CONNECTOR SIDE)
SCALE 5:1

DIMENSIONS: mm 		TOLERANCES UNLESS OTHERWISE SPECIFIED: 0 PLC ± 1 PLC ±0.5 2 PLC ±0.13 3 PLC ± 4 PLC ± ANGLES ±1°		DWN: TREA 14NOV2002 CHK: J. CONSOLI 18NOV2002 APVD: G. GRIFFITH 14MAR2006 PRODUCT SPEC: 108-2072 APPLICATION SPEC: 114-13056 WEIGHT: - CUSTOMER DRAWING		Tyco Electronics Harrisburg, PA 17105-3608 NAME: RIGHT-ANGLE PLUG ASSEMBLY, 7 ROW, CENTER, 20.3mm, MultiGig RT2, DAUGHTERCARD CONNECTOR, DIFFERENTIAL SIZE: A1 CAGE CODE: 00779 DRAWING NO: 1410187 SCALE: 6:1 SHEET: 1 OF 1 REV: A	
-----------------------	--	--	--	---	--	---	--